










NEU SEESCHIFFFAHRT

Flag	Type	built	GRT	DWT	Draft	LOA	Beam	TPC	Capacity	Ho/Ha	
					metric units				cubic meter		
ABIGAIL N		ore	2009	151,448	297,430	21.40	327.00	55.00	169	180,474	6/6
STEVEN N		ore	2010	151,448	297,462	21.40	327.00	55.00	169	180,474	6/6
HUGO N		ore	2011	151,448	297,088	21.40	327.00	55.00	169	180,474	6/6
DANIEL N		ore	2011	151,448	297,359	21.40	327.00	55.00	169	180,474	6/6
HELEN N		ore	2011	151,448	297,204	21.40	327.00	55.00	169	180,474	6/6
JULIA N		ore	2012	151,448	297,077	21.40	327.00	55.00	169	180,474	6/6
EDWARD N		bulk	2011	91,374	176,213	18,30	292.00	45,00	117	194,179	9/9

TOTAL	7	1,959,833
VLOC	6	1,783,620
Capesize	1	176,213